



Management
and Budget

Presentation to the

JOINT APPROPRIATIONS COMMITTEE

Thursday, March 13, 2025

JOE MORRISSETTE, OFFICE OF MANAGEMENT AND BUDGET DIRECTOR

STATEMENT OF GENERAL FUND REVENUES AND FORECASTS
Compared to the Legislative Forecast
2023-25 Biennium
February 2025

Revenues and Transfers	Fiscal Month				Biennium To Date			
	Original 2023 Leg. Forecast	Actual	Variance	Percent	Original 2023 Leg. Forecast	Actual	Variance	Percent
Sales Tax	77,926,317	85,984,867	8,058,550	10.3%	1,851,168,553	2,073,286,661	222,118,108	12.0%
Motor Vehicle Excise Tax	6,599,126	5,982,972	(616,154)	-9.3%	141,594,518	141,670,352	75,834	0.1%
Individual Income Tax	26,578,001	23,705,228	(2,872,773)	-10.8%	631,560,323	572,427,304	(59,133,019)	-9.4%
Corporate Income Tax	4,307,449	9,808,487	5,501,038	127.7%	286,055,481	415,822,614	129,767,133	45.4%
Insurance Premium Tax	16,000,711	14,486,971	(1,513,740)	-9.5%	106,904,623	87,098,784	(19,805,839)	-18.5%
Oil & Gas Production Tax	-	-	-	0.0%	290,957,514	290,957,514	-	0.0%
Oil Extraction Tax	-	-	-	0.0%	169,042,486	169,042,486	-	0.0%
Gaming Tax	50,601	40,333	(10,268)	-20.3%	498,699	498,947	248	0.0%
Lottery	-	-	-	0.0%	6,100,000	8,600,000	2,500,000	41.0%
Cigarette & Tobacco Tax	1,506,459	1,249,791	(256,668)	-17.0%	36,170,631	33,709,127	(2,461,504)	-6.8%
Wholesale Liquor Tax	667,768	578,977	(88,791)	-13.3%	16,651,397	17,905,543	1,254,146	7.5%
Mineral Leasing Fees	2,430,488	3,383	(2,427,105)	-99.9%	50,025,800	64,283,135	14,257,335	28.5%
Departmental Collections	985,574	1,519,425	533,851	54.2%	48,943,860	64,228,025	15,284,165	31.2%
Interest Income	54,920	6,170,346	6,115,426	11135.2%	15,386,723	208,884,009	193,497,286	1257.6%
State Mill & Elevator-Transfer	-	-	-	0.0%	7,350,000	9,877,705	2,527,705	34.4%
Bank of North Dakota - Transfer	-	-	-	0.0%	-	-	-	0.0%
SIIF - Transfer	-	-	-	0.0%	50,000,000	50,000,000	-	0.0%
Legacy Earnings Fund - Transfer	-	-	-	0.0%	254,474,088	254,474,088	-	0.0%
Gas Tax Administration	-	-	-	0.0%	1,613,871	1,613,871	-	0.0%
Miscellaneous	-	168,333	168,333	0.0%	1,873,288	7,214,579	5,341,291	285.1%
Total Revenues and Transfers	137,107,414	149,699,113	12,591,699	9.2%	3,966,371,855	4,471,594,744	505,222,889	12.7%

OIL TAX ALLOCATIONS

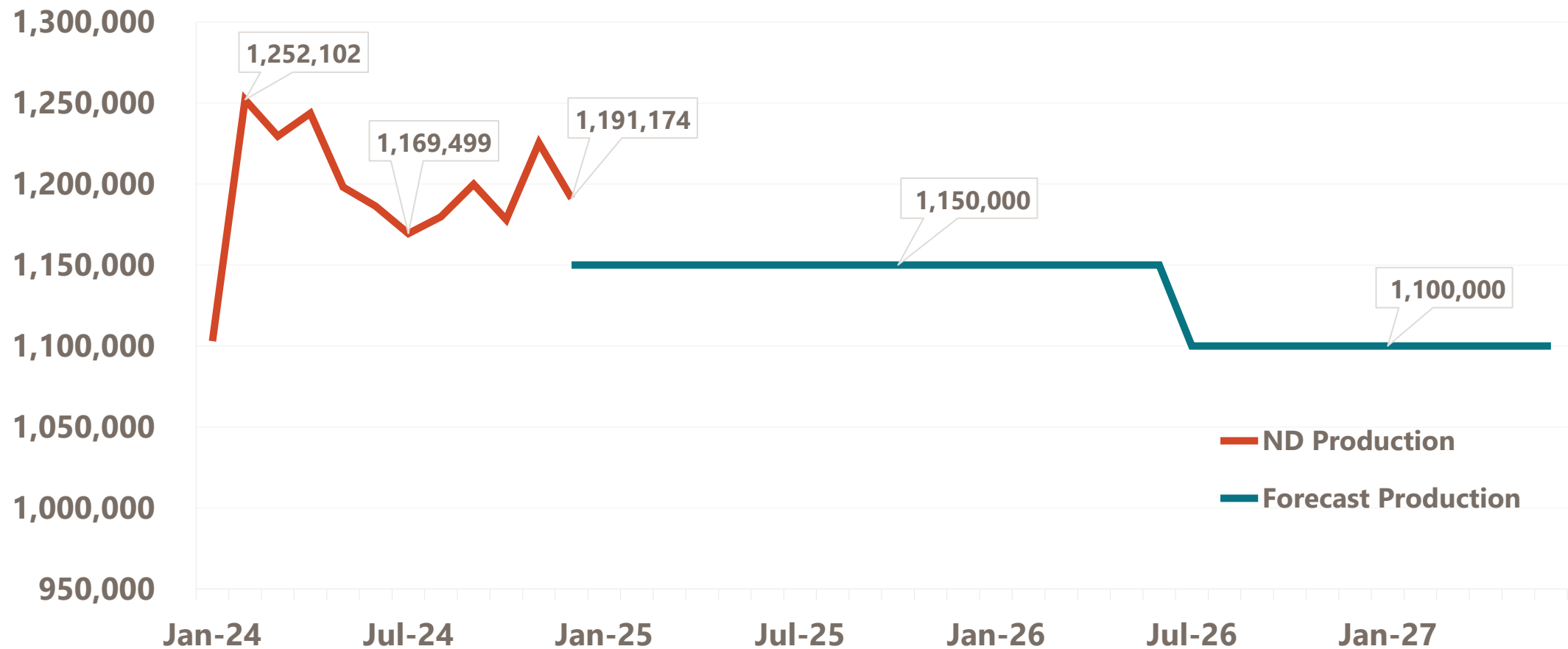
BIENNIUM TO DATE - FEB. 28, 2025

In Millions

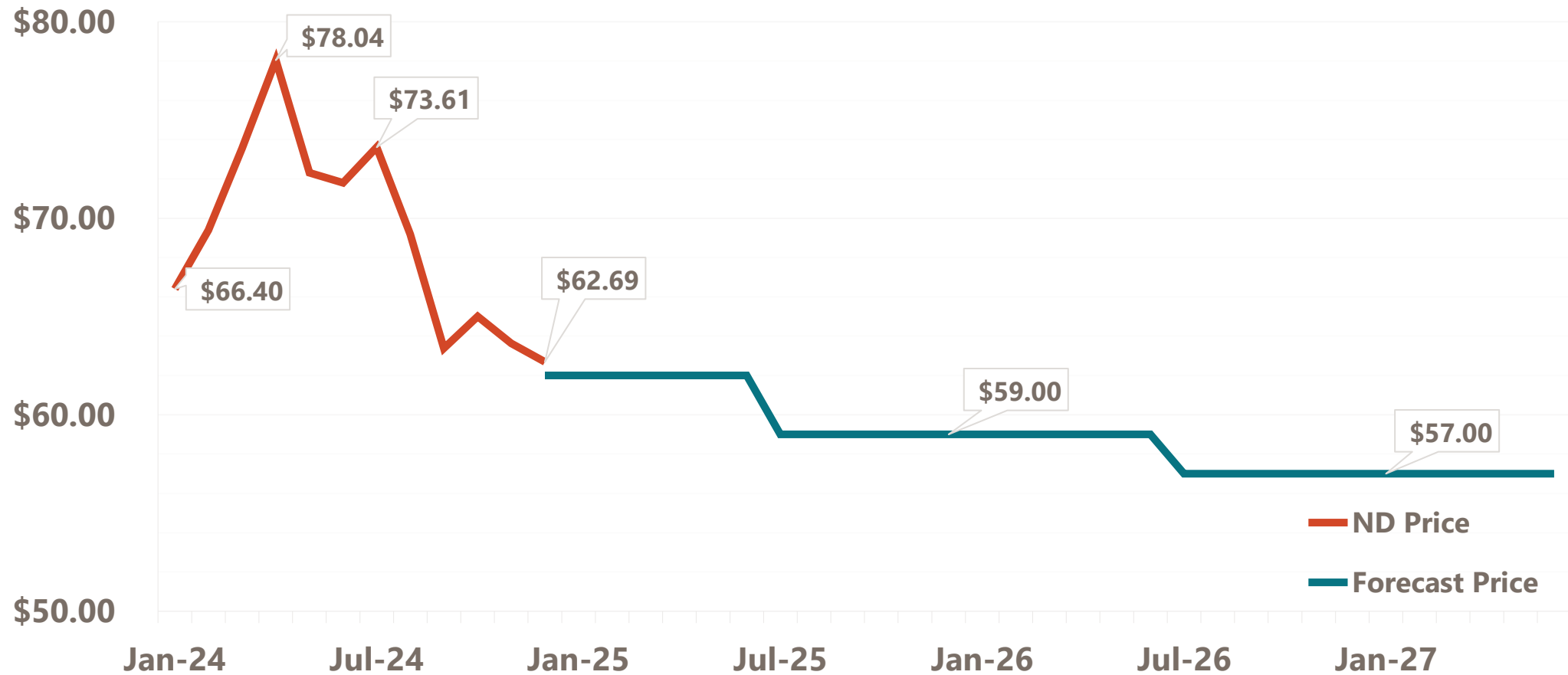
	Orig. 2023 Leg. Forecast	Actual	Increase (Decrease)
Political Subdivisions	\$558.3	\$683.3	\$125.0
Tribes	\$540.1	\$401.2	(\$138.9)
Legacy Fund	\$1,082.2	\$1,277.4	\$195.2
General Fund	\$460.0	\$460.0	\$0.0
Education Funds	\$353.6	\$378.0	\$24.4
Resources Trust Fund	\$358.2	\$383.3	\$25.0
Budget Stabilization Fund	\$0.0	\$0.0	\$0.0
Social Services Fund	\$250.0	\$250.0	\$0.0
PERS Fund	\$61.4	\$65.0	\$3.6
Municipal Infrastructure	\$0.0	\$115.0	\$115.0
County Town Infrastructure	\$0.0	\$115.0	\$115.0
Strategic Investment Improvement Fund	\$400.0	\$428.5	\$28.5
Airport Infrastructure	\$0.0	\$20.0	\$20.0
Other Allocations	\$78.1	\$75.1	(\$2.9)
Total	\$4,141.9	\$4,651.9	\$510.0

12.3%
Above
Forecast

ND OIL PRODUCTION



ND OIL PRICE



2023-25 and 2025-27 BIENNIUM OIL REVENUES

Compared to January 2025 Executive Forecast

OFFICE OF MANAGEMENT & BUDGET

	2023-25			2025-27		
	January 2025 Revised Forecast	March 2025 Revised Forecast	Change	January 2025 Executive Forecast	March 2025 Revised Forecast	Change
Allocation						
Counties and Cities	\$799,862,100	\$810,084,100	\$10,222,000	\$638,929,650	\$614,957,300	(\$23,972,350)
Tribal Allocations	598,534,150	594,282,100	(4,252,050)	421,105,800	368,990,700	(52,115,100)
Legacy Fund	1,528,494,570	1,521,842,700	(6,651,870)	1,334,145,200	1,172,300,000	(161,845,200)
Foundation Aid Stabilization Fund	232,115,500	226,310,000	(5,805,500)	219,044,500	173,563,050	(45,481,450)
Common Schools Trust Fund	232,115,500	226,310,000	(5,805,500)	219,044,500	173,563,050	(45,481,450)
Resources Trust Fund	471,636,850	459,735,500	(11,901,350)	444,841,150	351,604,300	(93,236,850)
Renewable Energy Development Fund	3,000,000	3,000,000	-	3,000,000	3,000,000	-
Energy Conservation Grant Fund	1,200,000	1,200,000	-	1,200,000	1,200,000	-
Oil and Gas Research Fund	17,500,000	17,500,000	-	17,500,000	17,500,000	-
State Energy Research Fund	7,500,000	7,500,000	-	7,500,000	7,500,000	-
North Dakota Outdoor Heritage Fund	15,000,000	15,000,000	-	15,000,000	15,000,000	-
Abandoned Well and Site Reclamation Fund	15,000,000	15,000,000	-	15,000,000	15,000,000	-
General Fund	460,000,000	460,000,000	-	500,000,000	500,000,000	-
Tax Relief Fund	250,000,000	250,000,000	-	250,000,000	250,000,000	-
Budget Stabilization Fund	-	-	-	-	-	-
State Disaster Relief Fund	8,450,480	8,450,480	-	8,768,000	7,362,400	(1,405,600)
Municipal Infrastructure Fund	115,000,000	115,000,000	-	115,000,000	61,483,100	(53,516,900)
County/Township Infrastructure Fund	115,000,000	115,000,000	-	115,000,000	61,483,100	(53,516,900)
Airport Infrastructure Fund	20,000,000	20,000,000	-	20,000,000	-	(20,000,000)
Lignite Research Fund	10,000,000	10,000,000	-	10,000,000	10,000,000	-
PERS	65,000,000	65,000,000	-	65,000,000	65,000,000	-
Strategic Investment and Improvement Fund	723,549,000	721,318,120	(2,230,880)	441,027,700	400,000,000	(41,027,700)
Total Oil and Gas Taxes	\$5,688,958,150	\$5,662,533,000	(\$26,425,150)	\$4,861,106,500	\$4,269,507,000	(\$591,599,500)

January 2025 Forecast

Oil Price Range for the Remainder of the 2023-25 Biennium:

\$62.00 per barrel (ND Price)

Oil Price Range for 2025-27:

\$62.00 per barrel for FY26; \$60.00 per barrel for FY27

Oil Production Assumption:

1.15 million barrels per day for FY26; 1.10 million barrels per day for FY27

March 2025 Forecast

Oil Price Range for the Remainder of the 2023-25 Biennium:

\$62.00 per barrel (ND Price)

Oil Price Range for 2025-27:

\$59.00 per barrel for FY26; \$57.00 per barrel for FY27

Oil Production Assumption:

1.15 million barrels per day for FY26; 1.10 million barrels per day for FY27

2023-25 and 2025-27 BIENNIUM OIL REVENUES

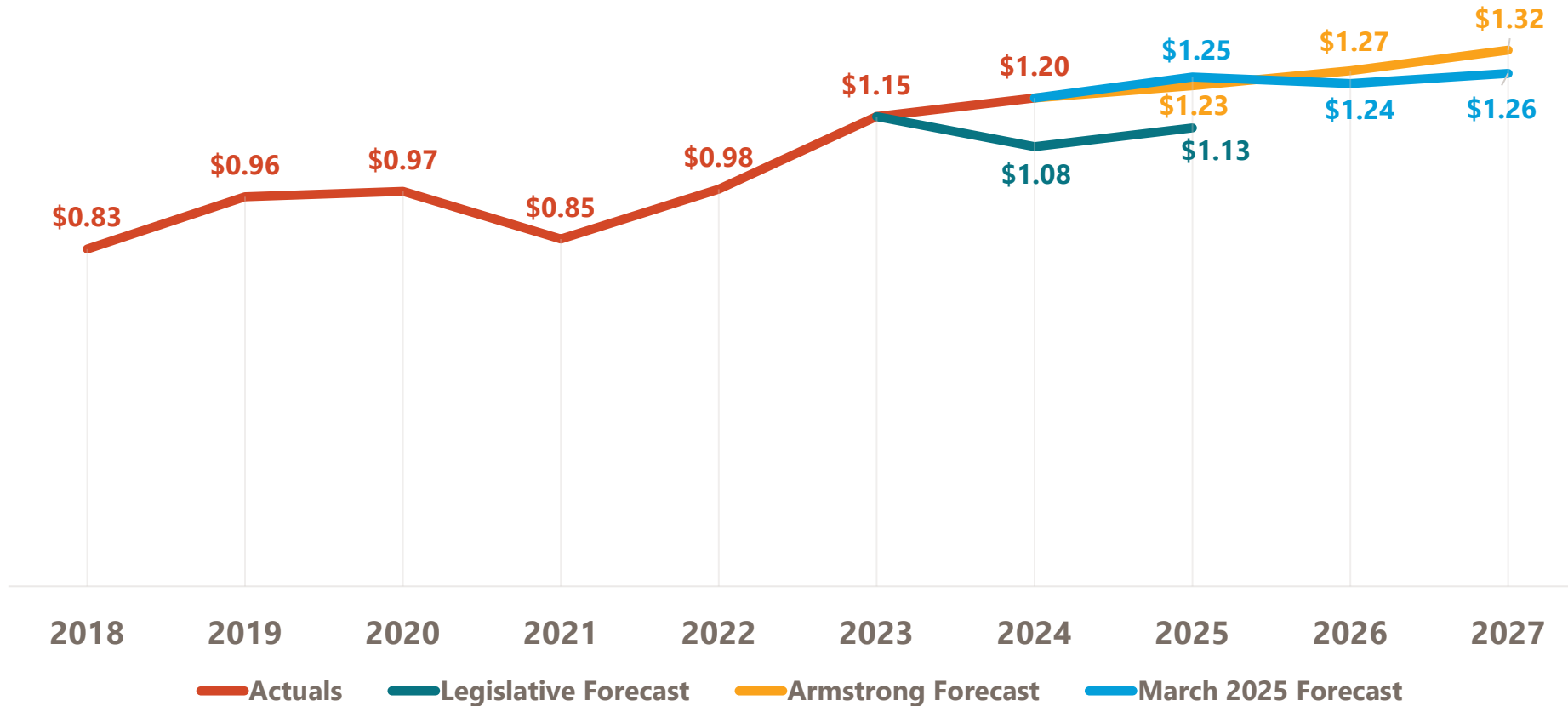
Biennium Comparison of Executive Forecasts

OFFICE OF MANAGEMENT & BUDGET

	March Executive Forecast		
	2023-25	2025-27	Change
	Revised Forecast	Revised Forecast	
Allocation			
Counties and Cities	\$810,084,100	\$614,957,300	(\$195,126,800)
Tribal Allocations	\$594,282,100	\$368,990,700	(\$225,291,400)
Legacy Fund	\$1,521,842,700	\$1,172,300,000	(\$349,542,700)
Foundation Aid Stabilization Fund	\$226,310,000	\$173,563,050	(\$52,746,950)
Common Schools Trust Fund	\$226,310,000	\$173,563,050	(\$52,746,950)
Resources Trust Fund	\$459,735,500	\$351,604,300	(\$108,131,200)
Renewable Energy Development Fund	\$3,000,000	\$3,000,000	\$0
Energy Conservation Grant Fund	\$1,200,000	\$1,200,000	\$0
Oil and Gas Research Fund	\$17,500,000	\$17,500,000	\$0
State Energy Research Fund	\$7,500,000	\$7,500,000	\$0
North Dakota Outdoor Heritage Fund	\$15,000,000	\$15,000,000	\$0
Abandoned Well and Site Reclamation Fund	\$15,000,000	\$15,000,000	\$0
General Fund	\$460,000,000	\$500,000,000	\$40,000,000
Tax Relief Fund	\$250,000,000	\$250,000,000	\$0
Budget Stabilization Fund	\$0	\$0	\$0
State Disaster Relief Fund	\$8,450,480	\$7,362,400	(\$1,088,080)
Municipal Infrastructure Fund	\$115,000,000	\$61,483,100	(\$53,516,900)
County/Township Infrastructure Fund	\$115,000,000	\$61,483,100	(\$53,516,900)
Airport Infrastructure Fund	\$20,000,000	\$0	(\$20,000,000)
Lignite Research Fund	\$10,000,000	\$10,000,000	\$0
PERS	\$65,000,000	\$65,000,000	\$0
Strategic Investment and Improvement Fund	\$721,318,120	\$400,000,000	(\$321,318,120)
 Total Oil and Gas Taxes	 \$5,662,533,000	 \$4,269,507,000	 (\$1,393,026,000)

SALES & USE TAX

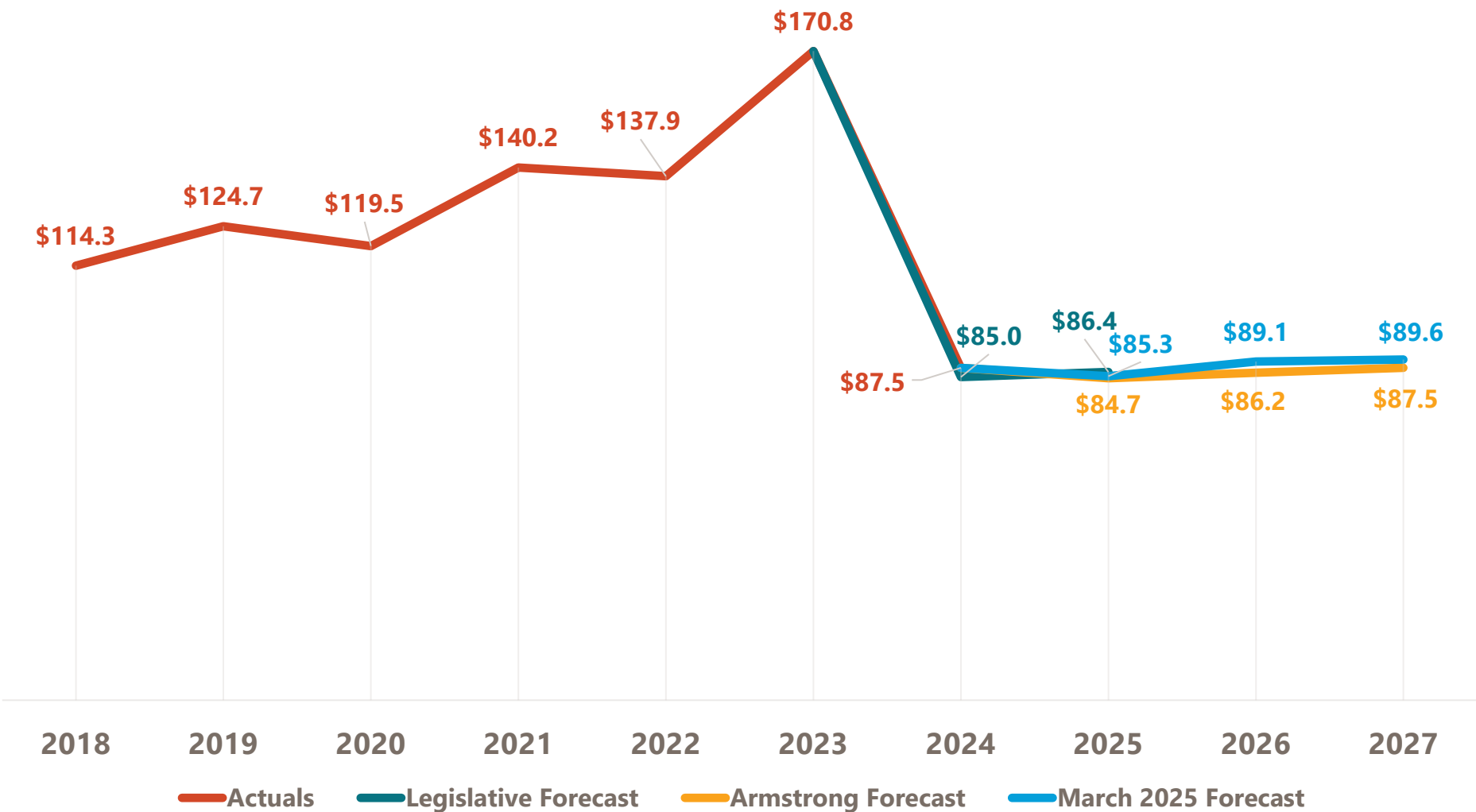
IN BILLIONS



FY	March 2025 Forecast
2018	4.6%
2019	15.5%
2020	1.4%
2021	-12.1%
2022	14.4%
2023	18.3%
2024	4.0%
2025	4.3%
2026	-1.3%
2027	2.0%

MOTOR VEHICLE TAX

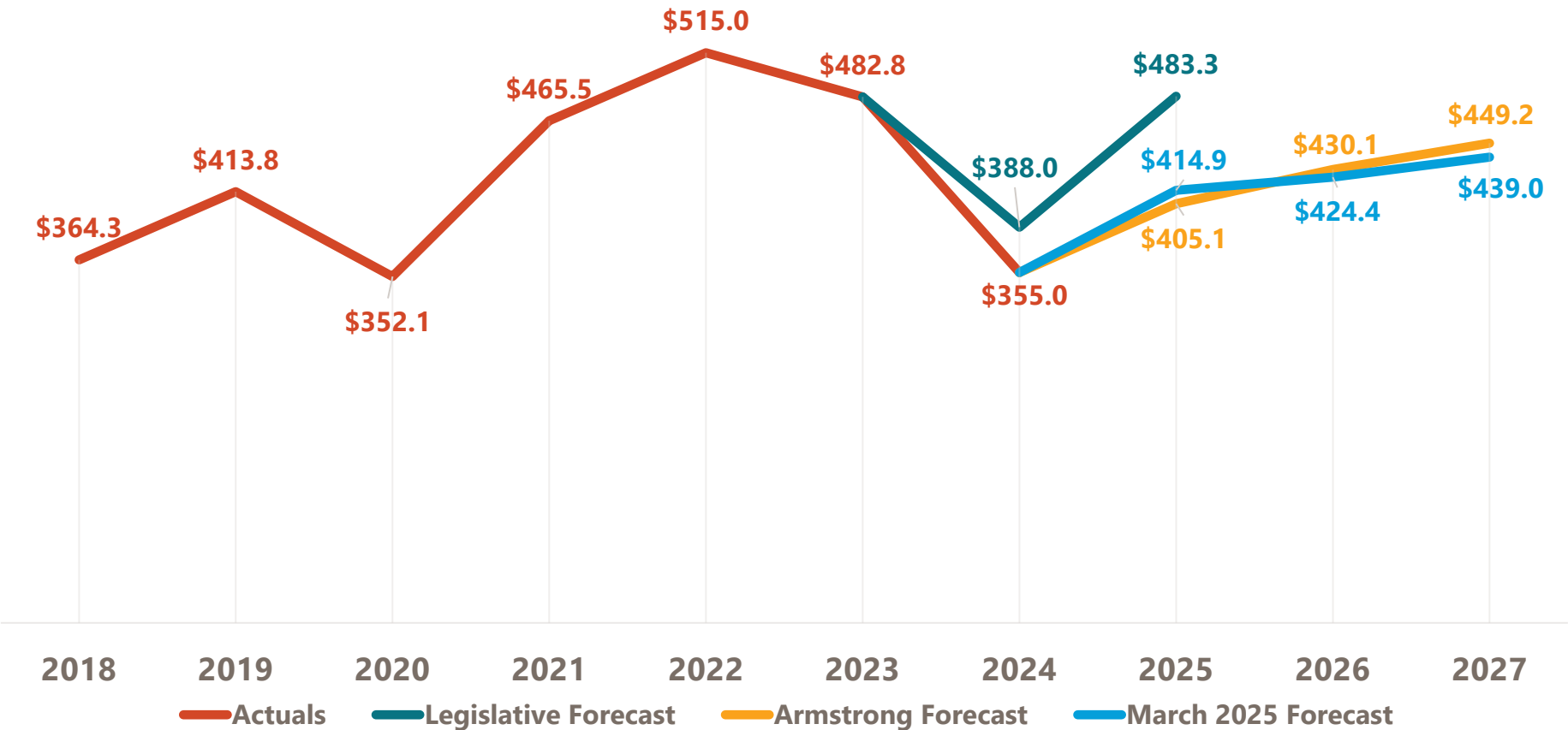
IN MILLIONS



FY	March 2025 Forecast
2018	-1.0%
2019	9.1%
2020	-4.2%
2021	17.3%
2022	-1.6%
2023	23.9%
2024	2.4%
2025	-2.5%
2026	4.5%
2027	0.6%

INDIVIDUAL INCOME TAX

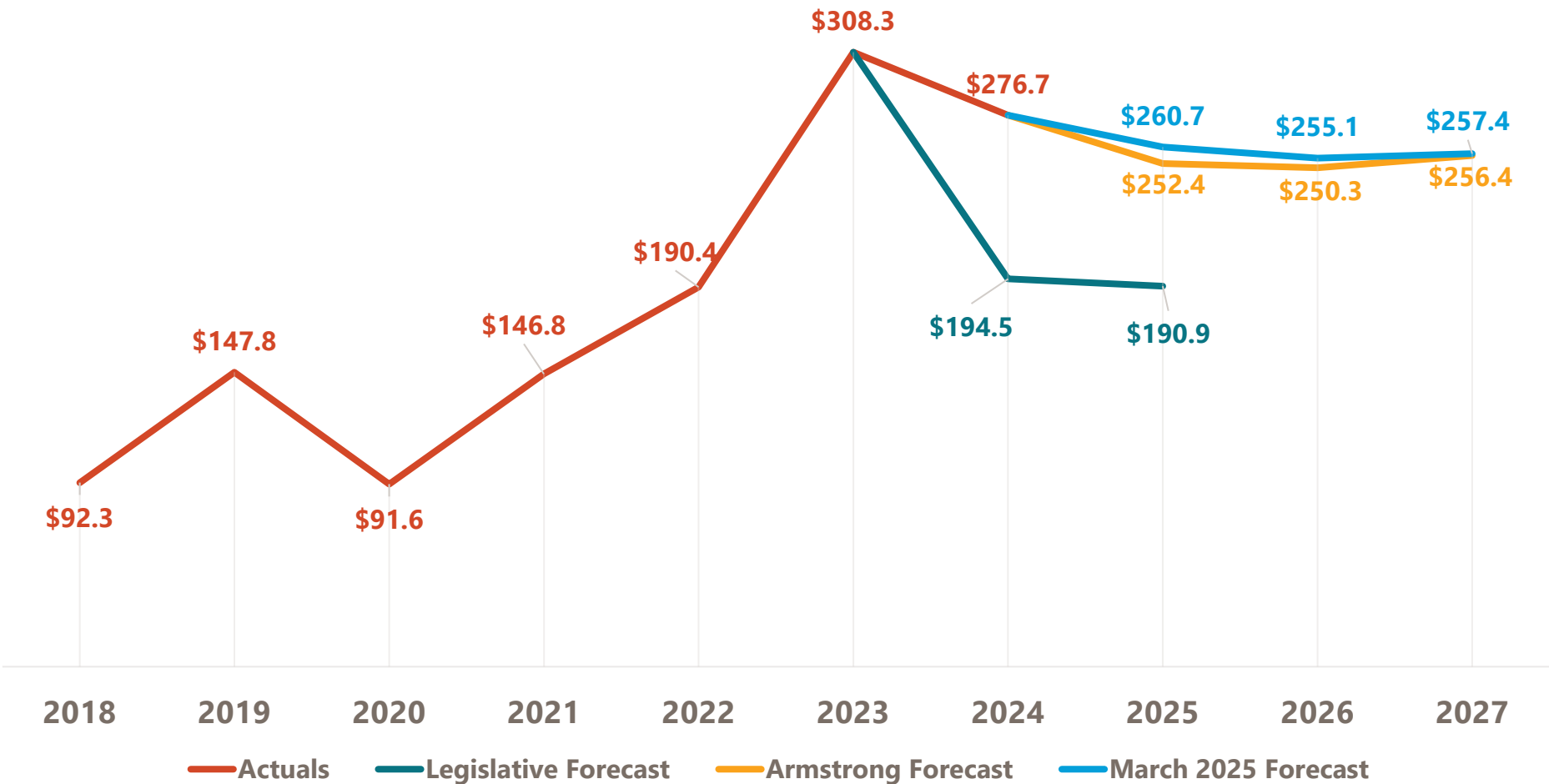
IN MILLIONS



FY	March 2025 Forecast
2018	16.5%
2019	13.6%
2020	-14.9%
2021	32.2%
2022	10.6%
2023	-6.3%
2024	-26.5%
2025	16.9%
2026	2.3%
2027	3.4%

CORPORATE INCOME TAX

IN MILLIONS



FY	March 2025 Forecast
2018	33.4%
2019	60.0%
2020	-38.0%
2021	60.4%
2022	29.7%
2023	61.9%
2024	-10.3%
2025	-5.8%
2026	-2.1%
2027	0.9%

2023-25 and 2025-27 BIENNIUM GENERAL FUND REVENUES

Compared to January 2025 Executive Forecast

OFFICE OF MANAGEMENT AND BUDGET

Tax Type	2023-25			2025-27		
	January 2025	March 2025	Change	January 2025	March 2025	Change
	Executive Forecast	Revised Forecast		Executive Forecast	Revised Forecast	
Sales and Use Tax	\$2,430,326,787	\$2,452,191,504	\$21,864,717	\$2,584,823,561	\$2,496,605,732	(\$88,217,829)
Motor Vehicle Excise Tax	172,188,071	172,715,518	527,447	173,630,202	178,764,246	5,134,044
Individual Income Tax	760,077,626	769,875,968	9,798,342	879,227,161	863,369,340	(15,857,821)
Corporate Income Tax	529,028,676	537,342,298	8,313,622	506,714,127	512,483,362	5,769,235
Insurance Premium Tax	125,804,596	120,759,909	(5,044,687)	113,500,000	113,500,000	-
Oil and Gas Tax	460,000,000	460,000,000	-	500,000,000	500,000,000	-
Gaming	45,094,225	45,094,225	-	45,600,000	45,600,000	-
Cigarette and Tobacco Tax	40,563,979	40,370,681	(193,298)	42,190,043	40,676,670	(1,513,373)
Wholesale Liquor Tax	21,548,141	21,420,491	(127,650)	21,659,830	21,172,640	(487,190)
Mineral Leasing Fees	82,144,768	79,785,613	(2,359,155)	80,000,000	70,000,000	(10,000,000)
Departmental Collections	82,956,660	85,909,138	2,952,478	70,659,448	70,659,448	-
Interest	134,931,420	144,648,180	9,716,760	62,000,000	62,000,000	-
Budget Stabilization Fund *	58,328,500	58,328,500	-	96,614,000	96,614,000	-
Gas Tax Administration	1,844,424	1,844,424	-	1,761,168	1,761,168	-
Miscellaneous	6,509,426	10,998,702	4,489,276	-	-	-
Total Revenues without Major Transfers	\$4,951,347,299	\$5,001,285,151	\$49,937,852	\$5,178,379,540	\$5,073,206,606	(\$105,172,934)

* Note: The amounts reflect current law with the 15% cap being based off of the 2025-27 General Fund Appropriation amount at crossover, which differs from the amount in the executive budget.

2023-25 and 2025-27 BIENNIUM GENERAL FUND REVENUES

Biennium Comparison of Executive Forecasts

OFFICE OF MANAGEMENT AND BUDGET

Tax Type	March Executive Forecast		
	2023-25	2025-27	Change
	Revised Forecast	Revised Forecast	
Sales and Use Tax	\$2,452,191,504	\$2,496,605,732	\$44,414,228
Motor Vehicle Excise Tax	172,715,518	178,764,246	6,048,728
Individual Income Tax	769,875,968	863,369,340	93,493,372
Corporate Income Tax	537,342,298	512,483,362	(24,858,936)
Insurance Premium Tax	120,759,909	113,500,000	(7,259,909)
Oil and Gas Tax	460,000,000	500,000,000	40,000,000
Gaming	45,094,225	45,600,000	505,775
Cigarette and Tobacco Tax	40,370,681	40,676,670	305,989
Wholesale Liquor Tax	21,420,491	21,172,640	(247,851)
Mineral Leasing Fees	79,785,613	70,000,000	(9,785,613)
Departmental Collections	85,909,138	70,659,448	(15,249,690)
Interest	144,648,180	62,000,000	(82,648,180)
Budget Stabilization Fund *	58,328,500	96,614,000	38,285,500
Gas Tax Administration	1,844,424	1,761,168	(83,256)
Miscellaneous	10,998,702	-	(10,998,702)
Total Revenues without Major Transfers	\$5,001,285,151	\$5,073,206,606	\$71,921,455

* Note: The amounts reflect current law with the 15% cap being based off of the 2025-27 General Fund Appropriation amount at crossover, which differs from the amount included in the executive budget.

Summary of Vacancy Savings as Reported by Executive Agencies

July 2023 - Jan 2025

SB 2393 Section 16 Subsection 8c

	Fiscal Year 2024	Jul-24	Aug-24	Sep-24	Oct-24	Nov-24	Dec-24	Jan-25	Cumulative Total
Est. Vacancy Savings	\$ 73,529,176	\$ 5,636,435	\$ 5,307,119	\$ 5,373,992	\$ 5,212,361	\$ 4,624,205	\$ 5,028,102	\$ 5,129,598	\$ 109,840,989
Use of vacant position savings:									
Accrued Leave Payouts	\$ 3,882,254	\$ 344,763	\$ 465,923	\$ 386,437	\$ 239,398	\$ 265,560	\$ 571,805	\$ 259,103	\$ 6,415,243
Salary Increases	863,611	197,238	97,184	119,857	108,782	151,488	134,318	130,572	1,803,049
Bonuses	2,245,968	982,903	171,321	182,241	407,233	886,555	153,588	150,654	5,180,463
Incentive/Location Pay	4,430,279	319,258	397,621	348,981	325,372	402,929	320,802	332,319	6,877,563
Reclassifications	649,512	33,978	34,317	36,756	34,068	47,632	50,436	51,775	938,474
Temporary Salary Funding	4,083,880	206,472	502,093	241,731	224,207	202,202	232,168	208,381	5,901,134
Overtime Funding	9,345,904	653,422	779,005	741,152	735,541	1,134,815	612,956	790,534	14,793,330
Other	11,317,649	211,304	1,026,005	856,511	1,179,613	807,946	731,021	786,710	16,916,758
Total Uses	\$ 36,819,057	\$ 2,949,338	\$ 3,473,470	\$ 2,913,668	\$ 3,254,213	\$ 3,899,125	\$ 2,807,094	\$ 2,710,049	\$ 58,826,014
Total Savings	\$ 36,710,119	\$ 2,687,097	\$ 1,833,649	\$ 2,460,324	\$ 1,958,147	\$ 725,080	\$ 2,221,009	\$ 2,419,549	\$ 51,014,975
Vacant Positions:		758	742	738	738	730	681	696	

Since July 1, 2023, agencies have reported a cumulative total of 1,777 hours to calculate and report on agency savings reflected on this report.

*54 agencies reporting.

NEW AND VACANT FTE FUNDING POOL REQUESTS AS OF 2/28/2025

SB 2393 Section 16 Subsection 8a and 8b

Agency	Request Type	Title	Hire Date	Vacant Date	General Funds Requested	Special Funds Requested	Federal Funds Requested	Total Funds Requested
101 Office of the Governor	New	Policy Advisor	8/7/2023		214,411	-	-	214,411
101 Office of the Governor	New	Communication Manager	9/25/2023		207,336	-	-	207,336
101 Office of the Governor Total	2.00				421,747	-	-	421,747
108 Office of the Secretary of State	New	Strategic Comm Advisor	11/1/2023		-	-	159,125	159,125
108 Office of the Secretary of State	New	Licensing Notary Lead Worker	1/22/2024		135,000	-	-	135,000
108 Office of the Secretary of State Total	2.00				135,000	-	159,125	294,125
110 Office of Management & Budget	New	Account Budget Specialist	9/18/2023		187,432	-	-	187,432
110 Office of Management & Budget	New	Talent Acq Manager	10/17/2023		235,283	-	-	235,283
110 Office of Management & Budget	New	Account Budget Specialist	9/18/2023		3,430	-	-	3,430
110 Office of Management & Budget Total	3.00				426,145	-	-	426,145
112 ND Information Technology	New	Enterprise Portfolio Manager	1/1/2024		272,154	-	-	272,154
112 ND Information Technology	New	Technology Business Partner	3/18/2024		207,226	-	-	207,226
112 ND Information Technology	New	Privacy Officer	4/10/2024		175,000	-	-	175,000
112 ND Information Technology	New	IT Team Lead	6/17/2024		-	170,000	-	170,000
112 ND Information Technology	New	Broadband Program Manager	4/22/2024		-	165,000	-	165,000
112 ND Information Technology	New	Enterprise Architect Director	5/6/2024		250,713	-	-	250,713
112 ND Information Technology	New	System Administrator	5/20/2024		-	135,000	-	135,000
112 ND Information Technology	New	Sr Business App Support Spec	7/16/2024		-	137,113	-	137,113
112 ND Information Technology	New	Cloud Administrator Apprentice	6/17/2024		-	87,399	-	87,399
112 ND Information Technology	New	IT Team Lead	6/17/2024		163,950	-	-	163,950
112 ND Information Technology	New	ITS Admin	7/1/2024		-	118,421	-	118,421
112 ND Information Technology	New	Network Engineer	6/17/2024		-	142,413	-	142,413
112 ND Information Technology	New	Tier 2 Support	10/7/2024		-	71,490	-	71,490
112 ND Information Technology	New	GRC Analyst Apprentice	10/1/2024		52,045	-	-	52,045
112 ND Information Technology	New	SIRN Administrator	9/23/2024		-	111,846	-	111,846
112 ND Information Technology	New	Product Owner	12/16/2024		87,969	-	-	87,969
112 ND Information Technology	Vacant	Technology Outreach Manager	7/1/2023	4/3/2021	305,300	-	-	305,300
112 ND Information Technology	Vacant	Public Safety Manager	8/14/2023	3/6/2023	-	342,080	-	342,080
112 ND Information Technology	Vacant	Sr Info Security Officer	7/1/2023	7/15/2022	192,600	-	-	192,600
112 ND Information Technology	Vacant	Financial Systems Analyst	8/7/2023	1/2/2023	-	240,580	-	240,580
112 ND Information Technology	Vacant	Cybersecurity Risk Analyst	7/1/2023	6/12/2023	-	215,400	-	215,400
112 ND Information Technology	Vacant	Student Information Sys Spec	8/7/2023	7/11/2022	-	195,040	-	195,040
112 ND Information Technology	Vacant	CyberSecurity Analyst	7/1/2023	3/13/2023	203,166	-	-	203,166
112 ND Information Technology	Vacant	Sr Info Security Officer	7/1/2023	4/1/2023	-	293,400	-	293,400
112 ND Information Technology	Vacant	UX Designer	8/1/2023	2/20/2023	181,355	-	-	181,355
112 ND Information Technology	Vacant	Hlth IT Clinical Sys Analyst	8/7/2023	5/6/2023	-	206,080	-	206,080
112 ND Information Technology	Vacant	VOIP Administrator	9/1/2023	8/8/2022	-	164,450	-	164,450
112 ND Information Technology	Vacant	Business App Support Spec	11/1/2023	11/11/2021	-	185,121	-	185,121
112 ND Information Technology	Vacant	Enterprise Desktop Admin	11/1/2023	3/23/2023	-	158,885	-	158,885
112 ND Information Technology	Vacant	Talent Acquisition Recruiter	11/1/2023	5/10/2023	-	157,216	-	157,216
112 ND Information Technology	Vacant	Technology Business Partner	11/6/2023	12/9/2022	226,139	-	-	226,139
112 ND Information Technology	Vacant	SPACES Business Analyst	11/1/2023	6/30/2023	-	233,155	-	233,155
112 ND Information Technology	Vacant	IT Team Lead	12/1/2023	7/31/2021	-	245,071	-	245,071
112 ND Information Technology	Vacant	SPACES Product Owner	12/1/2023	6/30/2023	-	222,362	-	222,362
112 ND Information Technology	Vacant	IT Team Lead	12/1/2023	5/1/2023	-	259,969	-	259,969

Agency	Request Type	Title	Hire Date	Vacant Date	General Funds Requested	Special Funds Requested	Federal Funds Requested	Total Funds Requested
112 ND Information Technology	Vacant	Data Platforms Team Lead	1/22/2024	6/30/2023	-	170,400	-	170,400
112 ND Information Technology	Vacant	Infrastructure Technician	3/4/2024	3/6/2023	-	111,675	-	111,675
112 ND Information Technology	Vacant	IT Education Consultant Spec	3/11/2024	4/25/2022	137,645	-	-	137,645
112 ND Information Technology	Vacant	Application Dev III	5/6/2024	6/1/2023	-	135,000	-	135,000
112 ND Information Technology	Vacant	SPACES Business Analyst	4/8/2024	3/27/2023	-	155,000	-	155,000
112 ND Information Technology	Vacant	Cyber Governance Team Lead	11/25/2024	6/1/2022	86,914	-	-	86,914
112 ND Information Technology	Vacant	Senior Business Analyst	11/18/2024	4/1/2023	-	95,594	-	95,594
112 ND Information Technology	Vacant	Data Governance Lead	1/6/2025	8/12/2021	-	63,420	-	63,420
112 ND Information Technology Total	43.00				2,542,175	4,988,581	-	7,530,757
117 ND Office of the State Auditor	New	Training Education Coordinator	11/1/2023		159,415	-	-	159,415
117 ND Office of the State Auditor Total	1.00				159,415	-	-	159,415
125 ND Office of Attorney General	New	Criminal Investigator I	7/31/2023		216,811	-	-	216,811
125 ND Office of Attorney General	New	Criminal Investigator	8/15/2023		52,500	-	157,499	209,998
125 ND Office of Attorney General	New	Forensic Scientist I	9/11/2023		168,127	-	-	168,127
125 ND Office of Attorney General	New	Forensic Scientist I	9/11/2023		168,127	-	-	168,127
125 ND Office of Attorney General	New	Deputy Solicitor General	9/18/2023		260,420	-	-	260,420
125 ND Office of Attorney General	New	Criminal/Narcotics Agent I	10/2/2023		209,949	-	-	209,949
125 ND Office of Attorney General	New	Criminal/Narcotics Agent I	10/2/2023		209,949	-	-	209,949
125 ND Office of Attorney General	New	Forensic Scientist I	10/11/2023		155,948	-	-	155,948
125 ND Office of Attorney General	New	Paralegal	10/16/2023		45,367	-	136,101	181,468
125 ND Office of Attorney General	New	Programmer Analyst III	11/1/2023		216,970	-	-	216,970
125 ND Office of Attorney General	New	Criminal Investigator I	1/2/2024		186,244	-	-	186,244
125 ND Office of Attorney General	New	Criminal Investigator I	1/2/2024		186,244	-	-	186,244
125 ND Office of Attorney General	New	Assistant Attorney General	4/15/2024		152,803	-	-	152,803
125 ND Office of Attorney General	New	Criminal/Narcotics Agent I	5/1/2024		141,521	-	-	141,521
125 ND Office of Attorney General	New	Forensic Scientist I	5/6/2024		112,085	-	-	112,085
125 ND Office of Attorney General	New	Forensic Scientist I	5/13/2024		112,085	-	-	112,085
125 ND Office of Attorney General	New	Assistant Attorney General	7/8/2024		144,445	-	-	144,445
125 ND Office of Attorney General	Vacant	Legal Assistant	7/3/2023	3/3/2023	-	173,675	-	173,675
125 ND Office of Attorney General	Vacant	Assistant Attorney General	7/5/2023	10/24/2022	265,647	-	-	265,647
125 ND Office of Attorney General	Vacant	Criminal Intelligence Analyst	7/5/2023	2/4/2023	165,979	-	-	165,979
125 ND Office of Attorney General	Vacant	Assistant Attorney General	7/10/2023	3/1/2023	279,310	-	-	279,310
125 ND Office of Attorney General	Vacant	Legal Assistant I	7/10/2023	3/3/2023	29,091	144,585	-	173,676
125 ND Office of Attorney General	Vacant	Assistant Attorney General	8/9/2023	2/14/2023	249,804	-	-	249,804
125 ND Office of Attorney General	Vacant	Criminal Investigator I	10/2/2023	1/1/2023	209,949	-	-	209,949
125 ND Office of Attorney General	Vacant	Assistant Attorney General	10/11/2023	10/17/2022	236,071	-	-	236,071
125 ND Office of Attorney General	Vacant	Assistant Attorney General	10/11/2023	10/1/2022	-	238,452	-	238,452
125 ND Office of Attorney General	Vacant	Crime Lab Director	9/1/2023	1/7/2023	327,251	-	-	327,251
125 ND Office of Attorney General	Vacant	Training and Comm Specialist	12/11/2023	7/1/2021	-	150,275	-	150,275
125 ND Office of Attorney General	Vacant	Auditor I	12/11/2023	5/10/2022	-	150,275	-	150,275
125 ND Office of Attorney General	Vacant	Senior Forensic Scientist	12/11/2023	3/8/2021	218,224	-	-	218,224
125 ND Office of Attorney General	Vacant	Senior Forensic Scientist	1/8/2024	4/1/2022	250,296	-	-	250,296
125 ND Office of Attorney General	Vacant	Assistant Attorney General	1/3/2024	12/2/2022	-	245,662	-	245,662
125 ND Office of Attorney General	Vacant	Programmer Analyst III	2/12/2024	10/3/2022	244,066	-	-	244,066
125 ND Office of Attorney General	Vacant	Assistant Attorney General	6/10/2024	12/27/2022	196,200	-	-	196,200
125 ND Office of Attorney General	Vacant	Admin Assistant II	7/1/2024	2/21/2023	78,960	-	-	78,960

Agency	Request Type	Title	Hire Date	Vacant Date	General Funds Requested	Special Funds Requested	Federal Funds Requested	Total Funds Requested
125 ND Office of Attorney General	Vacant	Assistant Attorney General	8/1/2024	5/2/2023	14,158	103,634	-	117,793
125 ND Office of Attorney General	Vacant	Assistant Attorney General	8/1/2024	6/1/2023	-	117,793	-	117,793
125 ND Office of Attorney General Total	37.00				5,504,600	1,324,351	293,600	7,122,551
188 Commission on Legal Counsel of Indigents	New	Defense Investigator Lead	9/18/2023		137,781	-	-	137,781
188 Commission on Legal Counsel of Indigents Total	1.00				137,781	-	-	137,781
190 Retirement and Investment Office	New	Senior Investment Accountant	7/18/2023		-	219,735	-	219,735
190 Retirement and Investment Office	New	Fiscal Investment Admin Assist	9/5/2023		-	154,886	-	154,886
190 Retirement and Investment Office	New	Portfolio Manager	8/1/2024		-	219,581	-	219,581
190 Retirement and Investment Office	New	Sr Analyst of Internal Equity	8/1/2024		-	191,175	-	191,175
190 Retirement and Investment Office	New	Portfolio Manager	9/3/2024		-	222,508	-	222,508
190 Retirement and Investment Office	New	Investment Accountant	9/23/2024		-	101,250	-	101,250
190 Retirement and Investment Office Total	6.00				-	1,109,135	-	1,109,135
192 Public Employees Retirement System	New	Front Desk Specialist	7/1/2023		-	140,411	-	140,411
192 Public Employees Retirement System	New	Member Services Rep	7/1/2023		-	143,371	-	143,371
192 Public Employees Retirement System	New	Retirement Processing Lead	7/1/2023		-	238,087	-	238,087
192 Public Employees Retirement System	New	Employee Benefit Programs Spec	8/14/2023		-	137,397	-	137,397
192 Public Employees Retirement System	New	DC Retirement Program Manager	12/1/2023		-	216,108	-	216,108
192 Public Employees Retirement System Total	5.00				-	875,374	-	875,374
195 Ethics Commission	New	Executive Assistant	9/25/2023		60,798	-	-	60,798
195 Ethics Commission Total	1.00				60,798	-	-	60,798
201 Dept of Public Instruction	Vacant	Web Communications Specialist	7/10/2023	9/30/2018	151,200	-	16,800	168,000
201 Dept of Public Instruction	Vacant	Assistant Director	7/17/2023	5/16/2023	52,874	-	152,751	205,625
201 Dept of Public Instruction	Vacant	Spec Educ Regional Coord	7/31/2023	7/15/2022	3,000	-	176,245	179,245
201 Dept of Public Instruction Total	3.00				207,074	-	345,796	552,870
204 Center for Distance Education	New	Teacher II	7/3/2023		165,000	-	-	165,000
204 Center for Distance Education	New	Technical Support Analyst I	9/11/2023		149,109	-	-	149,109
204 Center for Distance Education	Vacant	tech support specialist III	7/3/2023	6/3/2023	83,159	-	-	83,159
204 Center for Distance Education Total	3.00				397,268	-	-	397,268
226 Dept of Trust Lands	New	Unclaimed Property Claims Processor	7/1/2023		-	149,207	-	149,207
226 Dept of Trust Lands	New	Mineral Title Specialist	9/5/2023		-	215,194	-	215,194
226 Dept of Trust Lands	New	Investment Operations Officer	10/1/2023		-	292,987	-	292,987
226 Dept of Trust Lands	Vacant	Mineral Title Specialist	9/1/2023	6/17/2023	-	161,158	-	161,158
226 Dept of Trust Lands Total	4.00				-	818,546	-	818,546
250 State Library	Vacant	Library Associate II	7/10/2023	6/30/2023	65,699	-	12,388	78,087
250 State Library Total	1.00				65,699	-	12,388	78,087
252 School for the Deaf	New	Paraprofessional	8/15/2023		78,000	-	-	78,000
252 School for the Deaf	Vacant	Director of Student Life	7/3/2023	12/19/2022	154,000	-	-	154,000
252 School for the Deaf	Vacant	LPN II	8/1/2023	6/1/2022	10,843	10,402	-	21,245
252 School for the Deaf Total	3.00				242,843	10,402	-	253,245
270 Dept. of Career and Technical Education	New	CTE Assistant Supervisor	8/30/2023		181,838	-	-	181,838
270 Dept. of Career and Technical Education	New	Assistant Supervisor	6/3/2024		106,945	-	-	106,945
270 Dept. of Career and Technical Education Total	2.00				288,783	-	-	288,783
303 Dept of Environmental Quality	New	Civil Rights & EJ Coordinator	7/1/2023		76,532	54,666	87,466	218,664
303 Dept of Environmental Quality	New	Environmental Engineer III	7/1/2023		-	-	255,642	255,642
303 Dept of Environmental Quality	New	Environmental Scientist III	7/1/2023		-	-	255,642	255,642
303 Dept of Environmental Quality	New	Account Budget Specialist	7/1/2023		76,466	54,618	87,392	218,476

Agency	Request Type	Title	Hire Date	Vacant Date	General Funds Requested	Special Funds Requested	Federal Funds Requested	Total Funds Requested
303 Dept of Environmental Quality	New	Director of Human Resources	11/1/2024		70,775	50,560	80,900	202,235
303 Dept of Environmental Quality	New	Deputy Director	11/1/2024		40,800	29,145	46,625	116,570
303 Dept of Environmental Quality Total	6.00				264,573	188,989	813,667	1,267,229
313 Veterans Home	Vacant	Resident Living Specialist	10/18/2023	7/2/2022	-	118,414	-	118,414
313 Veterans Home	Vacant	Resident Living Specialist	10/24/2023	7/7/2022	63,217	63,217	-	126,434
313 Veterans Home	Vacant	Resident Living Specialist	11/29/2023	9/30/2022	-	102,651	-	102,651
313 Veterans Home	Vacant	Resident Living Specialist	8/1/2023	4/1/2022	-	121,484	-	121,484
313 Veterans Home	Vacant	Resident Living Specialist	8/21/2023	8/2/2022	97,094	7,238	-	104,332
313 Veterans Home	Vacant	Resident Living Specialist	11/20/2023	9/14/2022	-	51,235	-	51,235
313 Veterans Home Total	6.00				160,311	464,239	-	624,550
321 Dept of Veterans Affairs	New	Veterans Benefits Specialist	7/6/2023		99,966	-	-	99,966
321 Dept of Veterans Affairs Total	1.00				99,966	-	-	99,966
325 Dept of Health and Human Services	New	Tribal Health Liaison	10/9/2023		-	-	12,502	12,502
325 Dept of Health and Human Services	New	Tribal Health Liaison	7/1/2023		-	-	12,502	12,502
325 Dept of Health and Human Services	New	Tribal Health Liaison	7/1/2023		-	-	12,502	12,502
325 Dept of Health and Human Services	New	Tribal Health Liaison	7/1/2023		-	-	12,502	12,502
325 Dept of Health and Human Services	New	Autopsy Assistant	7/1/2023		65,094	-	-	65,094
325 Dept of Health and Human Services Total	5.00				65,094	-	50,008	115,102
380 Job Service North Dakota	New	Employment Advisor	10/2/2023		189,026	-	-	189,026
380 Job Service North Dakota	New	Employment Advisor	10/13/2023		189,026	-	-	189,026
380 Job Service North Dakota Total	2.00				378,052	-	-	378,052
401 ND Office of the Insurance Commissioner	Vacant	Company Financial Analyst	7/3/2023	4/6/2023	-	171,232	-	171,232
401 ND Office of the Insurance Commissioner	Vacant	Company Financial Analyst	7/3/2023	7/1/2021	-	171,232	-	171,232
401 ND Office of the Insurance Commissioner	Vacant	Fire Marshal Deputy	8/7/2023	2/17/2023	-	190,334	-	190,334
401 ND Office of the Insurance Commissioner Total	3.00				-	532,798	-	532,798
405 ND Industrial Commission	New	Grant Program Admin Assistant	12/4/2023		-	150,743	-	150,743
405 ND Industrial Commission Total	1.00				-	150,743	-	150,743
408 Public Service Commission	New	Grid-Rate Electrical Engineer	11/8/2023		239,582	-	-	239,582
408 Public Service Commission	New	Environmental Scientist - Range/Cro	2/12/2024		63,033	-	112,058	175,091
408 Public Service Commission	Vacant	WM Inspector - Heavy Scale	7/24/2023	1/23/2023	153,164	-	-	153,164
408 Public Service Commission	Vacant	Environmental Scientist - Generalis	9/11/2023	5/1/2023	-	-	100,815	100,815
408 Public Service Commission Total	4.00				455,779	-	212,873	668,652
413 Dept of Financial Institutions	New	Non-Depository Examiner II	8/1/2023		-	238,000	-	238,000
413 Dept of Financial Institutions	New	Licensing Examiner	9/5/2023		-	230,765	-	230,765
413 Dept of Financial Institutions	New	Financial Inst Examiner III	8/1/2023		-	226,922	-	226,922
413 Dept of Financial Institutions	New	Non-Depository Examiner II	9/1/2023		-	131,055	-	131,055
413 Dept of Financial Institutions	Vacant	Supervising Examiner	9/1/2023	6/29/2023	-	85,467	-	85,467
413 Dept of Financial Institutions Total	5.00				-	912,209	-	912,209
414 Securities Department	Vacant	Securities Examiner/Investigator II	8/19/2024	1/1/2021	-	46,313	-	46,313
414 Securities Department Total	1.00				-	46,313	-	46,313
471 Bank of North Dakota	New	FI Market Manager	5/1/2024		-	169,292	-	169,292
471 Bank of North Dakota	New	Loan Quality Ctrl Specialist	7/8/2024		-	94,191	-	94,191
471 Bank of North Dakota	New	Business Banker I - Portfolio	7/1/2024		-	148,153	-	148,153
471 Bank of North Dakota	New	Compliance Officer III	9/3/2024		-	90,723	-	90,723
471 Bank of North Dakota	New	Public Info Spec I	10/28/2024		-	59,780	-	59,780
471 Bank of North Dakota	New	Credit Underwriter III	2/3/2025		-	46,386	-	46,386

Agency	Request Type	Title	Hire Date	Vacant Date	General Funds Requested	Special Funds Requested	Federal Funds Requested	Total Funds Requested
471 Bank of North Dakota	New	Loan Quality Ctrl Specialist	2/19/2025		-	28,980	-	28,980
471 Bank of North Dakota	New	Bank Op Processing Supervisor	2/10/2025		-	45,281	-	45,281
471 Bank of North Dakota Total	8.00				-	682,786	-	682,786
473 ND Housing Finance Agency	New	Compliance Accountant	7/6/2023		-	203,797	-	203,797
473 ND Housing Finance Agency	New	Business / Software Analyst	10/23/2023		-	228,980	-	228,980
473 ND Housing Finance Agency	New	Business Analyst	1/16/2024		-	180,141	-	180,141
473 ND Housing Finance Agency	New	Compliance Accountant	4/1/2024		-	106,356	-	106,356
473 ND Housing Finance Agency	New	Homeownership Spec (Bud) Compliance	1/13/2025		-	29,004	-	29,004
473 ND Housing Finance Agency	Vacant	Compliance Accountant	7/31/2023	5/1/2023	-	248,079	-	248,079
473 ND Housing Finance Agency	Vacant	Agency Accountant	7/31/2023	6/12/2023	-	195,064	22,022	217,086
473 ND Housing Finance Agency Total	7.00				-	1,191,421	22,022	1,213,443
474 Dept of Mineral Resources	New	Carbon Capture Underground Sto	7/1/2023		253,726	-	-	253,726
474 Dept of Mineral Resources	New	Carbon Capture Underground Sto	7/1/2023		253,726	-	-	253,726
474 Dept of Mineral Resources	New	Paleontology Lab Tech	8/30/2023		160,116	-	-	160,116
474 Dept of Mineral Resources	New	Critical Minerals Geologist	10/16/2023		192,600	-	-	192,600
474 Dept of Mineral Resources	New	Storekeeper I	11/1/2023		60,005	-	-	60,005
474 Dept of Mineral Resources	New	Subsurface Geologist	9/9/2024		119,695	-	-	119,695
474 Dept of Mineral Resources	Vacant	Public Info Spec II	8/14/2023	4/1/2023	175,086	-	-	175,086
474 Dept of Mineral Resources	Vacant	Other Not Cls Prof	9/18/2023	6/15/2023	213,660	-	-	213,660
474 Dept of Mineral Resources	Vacant	Other Compl, Insp & Investig	7/13/2023	5/9/2023	257,577	-	-	257,577
474 Dept of Mineral Resources	Vacant	Office Assistant II	7/10/2023	6/6/2023	129,816	-	-	129,816
474 Dept of Mineral Resources	Vacant	Other Compl, Insp & Investig	6/18/2024	10/1/2022	77,857	-	-	77,857
474 Dept of Mineral Resources	Vacant	Other Compl, Insp & Investig	10/2/2024	6/30/2023	61,404	-	-	61,404
474 Dept of Mineral Resources	Vacant	Other Compl, Insp & Investig	10/7/2024	6/30/2023	59,786	-	-	59,786
474 Dept of Mineral Resources	Vacant	Other Compl, Insp & Investig	1/28/2025	6/30/2023	39,874	-	-	39,874
474 Dept of Mineral Resources Total	14.00				2,054,928	-	-	2,054,928
475 ND Mill and Elevator Association	New	Electrician	7/1/2023		-	221,526	-	221,526
475 ND Mill and Elevator Association	New	2nd shift mixer	9/1/2024		-	66,053	-	66,053
475 ND Mill and Elevator Association	New	2nd shift mixer	9/1/2024		-	66,053	-	66,053
475 ND Mill and Elevator Association	New	2nd shift mixer	9/1/2024		-	66,053	-	66,053
475 ND Mill and Elevator Association	New	Oiler	9/1/2024		-	64,701	-	64,701
475 ND Mill and Elevator Association	New	Midds Facility Feed Loader	9/1/2024		-	65,034	-	65,034
475 ND Mill and Elevator Association	New	Midds Facility Feed Loader	9/1/2024		-	65,034	-	65,034
475 ND Mill and Elevator Association	New	Midds Facility Feed Loader	9/1/2024		-	65,034	-	65,034
475 ND Mill and Elevator Association	New	Mechanic	12/1/2025		-	53,554	-	53,554
475 ND Mill and Elevator Association Total	9.00				-	733,041	-	733,041
485 Workforce Safety & Insurance	Vacant	Loss Control Prog Specialist	7/17/2023	7/27/2021	-	177,776	-	177,776
485 Workforce Safety & Insurance	Vacant	Admin Assistance	7/17/2023	6/30/2023	-	153,560	-	153,560
485 Workforce Safety & Insurance	Vacant	Medical Bill Auditor	7/10/2023	5/31/2023	-	226,060	-	226,060
485 Workforce Safety & Insurance	Vacant	Claims Adjuster I	8/28/2023	5/31/2023	-	152,277	-	152,277
485 Workforce Safety & Insurance	Vacant	Customer Service Rep	8/15/2023	6/30/2023	-	136,668	-	136,668
485 Workforce Safety & Insurance	Vacant	Office Services Admin	9/25/2023	10/29/2021	-	123,426	-	123,426
485 Workforce Safety & Insurance	Vacant	Paralegal	12/4/2023	12/31/2021	-	54,291	-	54,291
485 Workforce Safety & Insurance	Vacant	Underwriter	1/1/2024	4/18/2022	-	123,426	-	123,426
485 Workforce Safety & Insurance	Vacant	Office Services Director	4/1/2024	7/30/2021	-	148,825	-	148,825
485 Workforce Safety & Insurance	Vacant	Document Processing Specialist	4/15/2024	12/31/2021	-	82,715	-	82,715

Agency	Request Type	Title	Hire Date	Vacant Date	General Funds Requested	Special Funds Requested	Federal Funds Requested	Total Funds Requested
485 Workforce Safety & Insurance	Vacant	Claims Unit Supervisor	3/11/2024	6/20/2022	-	145,818	-	145,818
485 Workforce Safety & Insurance	Vacant	Claims Adjuster	5/6/2024	10/8/2021	-	94,975	-	94,975
485 Workforce Safety & Insurance	Vacant	Nurse Case Manager	6/10/2024	1/15/2021	-	133,090	-	133,090
485 Workforce Safety & Insurance	Vacant	Utilization Review Nurse	6/10/2024	2/18/2020	-	133,448	-	133,448
485 Workforce Safety & Insurance	Vacant	Learning & Development Coordinator	7/2/2024	12/31/2020	-	106,251	-	106,251
485 Workforce Safety & Insurance	Vacant	Multimedia Specialist	8/12/2024	4/30/2021	-	75,193	-	75,193
485 Workforce Safety & Insurance	Vacant	Safety Consultant Supervisor	8/13/2024	4/30/2021	-	125,377	-	125,377
485 Workforce Safety & Insurance	Vacant	Lead Medical Bill Auditor	8/19/2024	12/31/2021	-	79,288	-	79,288
485 Workforce Safety & Insurance	Vacant	Nurse Case Manager	9/16/2024	6/3/2022	-	76,808	-	76,808
485 Workforce Safety & Insurance	Vacant	Underwriter	11/12/2024	2/16/2023	-	48,784	-	48,784
485 Workforce Safety & Insurance Total	20.00				-	2,398,056	-	2,398,056
504 ND Highway Patrol	New	Highway Patrol Trooper II	7/5/2023		208,777	33,987	-	242,764
504 ND Highway Patrol	New	Highway Patrol Trooper II	7/5/2023		208,620	33,961	-	242,581
504 ND Highway Patrol	New	Highway Patrol Trooper II	7/5/2023		208,778	33,987	-	242,765
504 ND Highway Patrol	New	Highway Patrol Trooper II	8/9/2023		199,716	32,512	-	232,228
504 ND Highway Patrol	New	Highway Patrol Trooper II	8/9/2023		195,137	31,766	-	226,903
504 ND Highway Patrol	New	Highway Patrol Trooper II	9/20/2023		182,210	29,662	-	211,873
504 ND Highway Patrol	New	Highway Patrol Trooper II	9/20/2023		182,180	29,657	-	211,837
504 ND Highway Patrol	New	Highway Patrol Trooper II	9/20/2023		182,257	29,670	-	211,927
504 ND Highway Patrol	New	Highway Patrol Trooper I	9/20/2023		182,126	29,648	-	211,775
504 ND Highway Patrol	New	Highway Patrol Trooper II	7/1/2023		-	-	280,470	280,470
504 ND Highway Patrol	New	Highway Patrol Trooper II	4/1/2024		7,810	-	148,383	156,193
504 ND Highway Patrol	New	Highway Patrol Trooper II	3/1/2024		9,227	-	175,308	184,535
504 ND Highway Patrol Total	12.00				1,766,838	284,850	604,161	2,655,849
530 Dept of Corrections and Rehabilitation	New	Corrections Agent II	7/1/2023		157,411	-	-	157,411
530 Dept of Corrections and Rehabilitation	New	Human Resource Coordinator	7/17/2023		175,183	-	-	175,183
530 Dept of Corrections and Rehabilitation	New	Correctional Officer II	7/17/2023		159,773	-	-	159,773
530 Dept of Corrections and Rehabilitation	New	Correctional Officer II	7/1/2023		165,000	-	-	165,000
530 Dept of Corrections and Rehabilitation	New	Juv Corr Youth Family Agent	8/1/2023		207,211	-	-	207,211
530 Dept of Corrections and Rehabilitation	New	Treatment Coordinator HRCC	7/1/2023		203,091	-	-	203,091
530 Dept of Corrections and Rehabilitation	New	Parole Prob Officer III	7/1/2023		131,639	-	-	131,639
530 Dept of Corrections and Rehabilitation	New	PTS Lead Officer	8/1/2023		136,775	-	-	136,775
530 Dept of Corrections and Rehabilitation	New	Parole Prob Officer II	7/17/2023		111,970	-	-	111,970
530 Dept of Corrections and Rehabilitation	New	Parole Prob Officer II	7/17/2023		111,970	-	-	111,970
530 Dept of Corrections and Rehabilitation	New	Parole Prob Officer II	8/3/2023		111,970	-	-	111,970
530 Dept of Corrections and Rehabilitation	New	Parole Prob Officer III	7/1/2023		186,356	-	-	186,356
530 Dept of Corrections and Rehabilitation	New	Parole Prob Officer III	7/1/2023		186,356	-	-	186,356
530 Dept of Corrections and Rehabilitation	New	Comm Corrections Case Mngr PTS	8/3/2023		155,920	-	-	155,920
530 Dept of Corrections and Rehabilitation	New	Parole Prob Officer II PTS	7/1/2023		155,920	-	-	155,920
530 Dept of Corrections and Rehabilitation	New	Parole Prob Officer II PTS	8/3/2023		155,920	-	-	155,920
530 Dept of Corrections and Rehabilitation	New	Residential Treatment Agent I	7/17/2023		155,920	-	-	155,920
530 Dept of Corrections and Rehabilitation	New	Residential Treatment Agent I	8/3/2023		155,920	-	-	155,920
530 Dept of Corrections and Rehabilitation	New	Correctional Case Manager	7/1/2023		136,398	-	-	136,398
530 Dept of Corrections and Rehabilitation	New	Correctional Case Manager	7/1/2023		136,398	-	-	136,398
530 Dept of Corrections and Rehabilitation	New	Correctional Case Manager	7/1/2023		136,398	-	-	136,398
530 Dept of Corrections and Rehabilitation	New	Correctional Case Manager	7/1/2023		136,398	-	-	136,398

Agency	Request Type	Title	Hire Date	Vacant Date	General Funds Requested	Special Funds Requested	Federal Funds Requested	Total Funds Requested
530 Dept of Corrections and Rehabilitation	New	Correctional Case Manager	7/1/2023		136,398	-	-	136,398
530 Dept of Corrections and Rehabilitation	New	Correctional Case Manager	7/1/2023		136,398	-	-	136,398
530 Dept of Corrections and Rehabilitation	Vacant	Sergeant	7/2/2023	2/17/2023	175,729	-	-	175,729
530 Dept of Corrections and Rehabilitation	Vacant	Sergeant	7/2/2023	5/1/2023	175,730	-	-	175,730
530 Dept of Corrections and Rehabilitation	Vacant	Correctional Officer II	7/2/2023	6/1/2023	164,880	-	-	164,880
530 Dept of Corrections and Rehabilitation	Vacant	Dental Assistant	7/5/2023	6/2/2023	203,651	-	-	203,651
530 Dept of Corrections and Rehabilitation	Vacant	RN Case Manager	7/5/2023	9/27/2022	253,352	-	-	253,352
530 Dept of Corrections and Rehabilitation	Vacant	Correctional Officer I	7/17/2023	6/1/2022	154,686	-	-	154,686
530 Dept of Corrections and Rehabilitation	Vacant	Account Budget Spec I	7/17/2023	6/1/2023	-	177,655	-	177,655
530 Dept of Corrections and Rehabilitation	Vacant	Juvenile Inst Res Spec I	7/17/2023	2/1/2022	166,180	-	-	166,180
530 Dept of Corrections and Rehabilitation	Vacant	Correctional Officer II	7/17/2023	10/1/2022	160,172	-	-	160,172
530 Dept of Corrections and Rehabilitation	Vacant	Correctional Officer II	7/17/2023	2/1/2023	160,172	-	-	160,172
530 Dept of Corrections and Rehabilitation	Vacant	Sergeant	7/17/2023	10/1/2022	179,584	-	-	179,584
530 Dept of Corrections and Rehabilitation	Vacant	Juvenile Inst Res Spec I	8/1/2023	6/1/2023	160,217	-	-	160,217
530 Dept of Corrections and Rehabilitation	Vacant	Protective Svcs II	8/3/2023	4/22/2023	160,217	-	-	160,217
530 Dept of Corrections and Rehabilitation	Vacant	Security Officer I	8/3/2023	6/10/2023	155,520	-	-	155,520
530 Dept of Corrections and Rehabilitation	Vacant	Grants Contracts Officer II	8/3/2023	8/1/2022	35,537	220,667	-	256,204
530 Dept of Corrections and Rehabilitation	Vacant	Correctional Officer II	8/3/2023	10/1/2022	161,402	-	-	161,402
530 Dept of Corrections and Rehabilitation	Vacant	Correctional Officer I	8/3/2023	6/17/2023	161,402	-	-	161,402
530 Dept of Corrections and Rehabilitation	Vacant	Residential Treatment Agent I	8/3/2023	4/19/2023	193,313	-	-	193,313
530 Dept of Corrections and Rehabilitation	Vacant	Comm Corrections Case Mngr PTS	8/3/2023	7/1/2020	193,313	-	-	193,313
530 Dept of Corrections and Rehabilitation	Vacant	Parole Prob Officer II	8/3/2023	4/25/2023	217,188	-	-	217,188
530 Dept of Corrections and Rehabilitation	Vacant	Food Service Director I	8/3/2023	10/1/2021	190,256	-	-	190,256
530 Dept of Corrections and Rehabilitation	Vacant	Human Relations Counselor	8/3/2023	5/27/2023	197,972	-	-	197,972
530 Dept of Corrections and Rehabilitation	Vacant	Correctional Officer I	8/3/2023	4/25/2023	155,520	-	-	155,520
530 Dept of Corrections and Rehabilitation	Vacant	Correctional Officer II	8/3/2023	10/1/2022	154,414	-	-	154,414
530 Dept of Corrections and Rehabilitation	Vacant	Parole Prob Officer II	8/3/2023	6/1/2023	192,148	-	-	192,148
530 Dept of Corrections and Rehabilitation	Vacant	Human Relations Counselor	8/3/2023	6/9/2023	197,972	-	-	197,972
530 Dept of Corrections and Rehabilitation	Vacant	Security Officer I	8/3/2023	4/1/2022	160,217	-	-	160,217
530 Dept of Corrections and Rehabilitation	Vacant	Correctional Officer I	8/3/2023	5/5/2023	155,520	-	-	155,520
530 Dept of Corrections and Rehabilitation	Vacant	Correctional Officer I	8/3/2023	5/8/2023	155,520	-	-	155,520
530 Dept of Corrections and Rehabilitation	Vacant	Correctional Officer I	8/3/2023	3/1/2023	155,520	-	-	155,520
530 Dept of Corrections and Rehabilitation	Vacant	Correctional Officer I	7/1/2023	12/1/2022	150,142	-	-	150,142
530 Dept of Corrections and Rehabilitation	Vacant	Residential Treatment Agent I	8/14/2023	3/10/2023	154,525	-	-	154,525
530 Dept of Corrections and Rehabilitation	Vacant	Residential Treatment Agent I	8/14/2023	5/24/2023	134,105	-	-	134,105
530 Dept of Corrections and Rehabilitation	Vacant	Human Relations Counselor	8/3/2023	5/30/2023	182,569	-	-	182,569
530 Dept of Corrections and Rehabilitation	Vacant	Registered Nurse I	8/1/2023	5/1/2023	193,434	-	-	193,434
530 Dept of Corrections and Rehabilitation	Vacant	Correctional Case Manager	8/1/2023	1/1/2020	203,760	-	-	203,760
530 Dept of Corrections and Rehabilitation	Vacant	Correctional Officer II	8/1/2023	3/15/2022	93,488	-	-	93,488
530 Dept of Corrections and Rehabilitation	Vacant	Correctional Officer II	8/1/2023	3/15/2022	56,997	-	-	56,997
530 Dept of Corrections and Rehabilitation	Vacant	Licensed Practical Nurse I	9/7/2023	3/22/2023	167,087	-	-	167,087
530 Dept of Corrections and Rehabilitation Total	63.00				9,926,104	398,322	-	10,324,426
540 Office of Adjutant General	New	Watch Center Manager	8/21/2023		202,340	-	-	202,340
540 Office of Adjutant General	New	Watch Center Informatics Coord	10/2/2023		174,048	-	-	174,048
540 Office of Adjutant General	New	Watch Center Officer	10/16/2023		157,745	-	-	157,745
540 Office of Adjutant General	New	Watch Center Officer	10/16/2023		157,745	-	-	157,745

Agency	Request Type	Title	Hire Date	Vacant Date	General Funds Requested	Special Funds Requested	Federal Funds Requested	Total Funds Requested
540 Office of Adjutant General	New	Deputy Dir Ops and Trng Mgr	8/1/2023		130,309	86,873	-	217,182
540 Office of Adjutant General	New	NG Security/Firefighter	7/15/2024		-	-	72,540	72,540
540 Office of Adjutant General	Vacant	Public Safety Telecom I	7/5/2023	8/9/2022	103,413	68,942	-	172,355
540 Office of Adjutant General	Vacant	Public Safety Telecom I	8/21/2023	12/18/2022	88,954	59,303	-	148,257
540 Office of Adjutant General	Vacant	Custodian	9/18/2023	9/1/2021	84,821	-	29,431	114,252
540 Office of Adjutant General	Vacant	Watch Center Officer	10/16/2023	6/1/2023	63,098	-	94,647	157,745
540 Office of Adjutant General	Vacant	Physical Plant Dir II	10/16/2023	6/1/2023	53,014	-	159,042	212,056
540 Office of Adjutant General	Vacant	Public Safety Telecom I	11/1/2023	10/10/2022	78,687	52,458	-	131,145
540 Office of Adjutant General	Vacant	Public Safety Telecom I	11/1/2023	3/20/2023	78,687	52,458	-	131,145
540 Office of Adjutant General	Vacant	Plumber	12/1/2023	4/1/2023	144,274	-	-	144,274
540 Office of Adjutant General	Vacant	Electronics Technician II	7/3/2023	9/17/2020	-	-	163,660	163,660
540 Office of Adjutant General	Vacant	Emergency Program Spec II	8/14/2023	6/24/2023	-	172,764	-	172,764
540 Office of Adjutant General	Vacant	Inst Fac Master Planner	9/1/2023	3/13/2023	-	-	248,004	248,004
540 Office of Adjutant General	Vacant	NG Security Firefighter	9/1/2023	4/30/2023	-	-	77,981	77,981
540 Office of Adjutant General Total	18.00				1,517,135	492,798	845,305	2,855,238
601 Dept of Commerce	New	Talent Attraction Specialist	7/6/2023		202,940	-	-	202,940
601 Dept of Commerce	New	Grant Administrator	4/1/2024		140,000	-	-	140,000
601 Dept of Commerce	Vacant	Community Dev Coordinator	11/20/2023	2/27/2023	155,348	-	-	155,348
601 Dept of Commerce Total	3.00				498,288	-	-	498,288
602 Dept of Agriculture	New	Professional Svcs II	9/1/2023		210,407	-	-	210,407
602 Dept of Agriculture Total	1.00				210,407	-	-	210,407
630 NDSU Extension Service	Vacant	Ext Agent Slope Co	8/21/2023	4/1/2023	104,652	51,300	-	155,952
630 NDSU Extension Service	Vacant	Ext Agent Eddy Co	7/17/2023	3/1/2023	124,696	59,950	-	184,646
630 NDSU Extension Service	Vacant	Ext Agent Ward Co	8/30/2023	6/3/2023	104,064	51,517	-	155,581
630 NDSU Extension Service	Vacant	Administrative Assistant	8/22/2023	10/15/2022	140,220	-	-	140,220
630 NDSU Extension Service	Vacant	Full Stack Dev/Sr Software Engineer	11/1/2023	3/25/2023	254,569	-	-	254,569
630 NDSU Extension Service	Vacant	Office Support Admin	9/11/2023	5/16/2023	72,963	-	-	72,963
630 NDSU Extension Service	Vacant	Sr Accounting Specialist	8/16/2023	6/5/2023	49,464	-	-	49,464
630 NDSU Extension Service	Vacant	Center Director	12/16/2023	11/1/2022	82,484	-	-	82,484
630 NDSU Extension Service	Vacant	Ext Agent ANR Adams Co	1/2/2024	5/16/2023	83,434	40,502	-	123,936
630 NDSU Extension Service	Vacant	EFNEP/FNP Program Coordinator	1/22/2024	6/3/2023	27,336	109,345	-	136,681
630 NDSU Extension Service	Vacant	Ext Agent Rolette Co	1/8/2024	6/1/2023	87,780	43,890	-	131,670
630 NDSU Extension Service	Vacant	Computer Programmer	8/1/2023	3/2/2023	170,230	-	-	170,230
630 NDSU Extension Service	Vacant	Ext Agent FCW McHenry Co	1/22/2024	6/3/2023	84,746	41,953	-	126,699
630 NDSU Extension Service	Vacant	Asst Prof of Soil Health	4/16/2024	6/1/2023	90,247	-	-	90,247
630 NDSU Extension Service	Vacant	Cropping Systems Specialist	5/1/2024	4/22/2023	69,058	-	-	69,058
630 NDSU Extension Service Total	15.00				1,545,943	398,457	-	1,944,400
640 NDSU Main Research Center	New	Computer Programmer - NDAWN	3/25/2024		135,625	-	-	135,625
640 NDSU Main Research Center	Vacant	Office Support Admin	9/11/2023	5/16/2023	72,963	-	-	72,963
640 NDSU Main Research Center	Vacant	Sr Accounting Specialist	8/16/2023	6/5/2023	84,796	-	-	84,796
640 NDSU Main Research Center	Vacant	Business Manager	12/16/2023	4/16/2023	194,513	-	-	194,513
640 NDSU Main Research Center	Vacant	Ag Facilities Manager	7/10/2023	6/3/2023	268,576	-	-	268,576
640 NDSU Main Research Center	Vacant	Research Specialist	8/16/2023	4/4/2023	112,458	37,486	-	149,944
640 NDSU Main Research Center	Vacant	Research Specialist	10/1/2023	7/16/2021	115,549	38,516	-	154,065
640 NDSU Main Research Center	Vacant	Administrative Secretary	7/31/2023	5/1/2023	111,671	-	-	111,671
640 NDSU Main Research Center	Vacant	Asst Prof Soil Health	9/1/2023	6/1/2022	201,076	-	-	201,076

Agency	Request Type	Title	Hire Date	Vacant Date	General Funds Requested	Special Funds Requested	Federal Funds Requested	Total Funds Requested
640 NDSU Main Research Center	Vacant	Veterinary Anatomic Pathologist	8/8/2023	3/7/2023	402,073	-	-	402,073
640 NDSU Main Research Center	Vacant	Assistant Professor	8/1/2023	5/22/2021	231,389	-	-	231,389
640 NDSU Main Research Center	Vacant	Account Technician	10/9/2023	12/17/2022	79,745	-	-	79,745
640 NDSU Main Research Center	Vacant	Greenhouse Custodian	11/6/2023	4/28/2023	101,426	-	-	101,426
640 NDSU Main Research Center	Vacant	Motor Vehicle and Ag Mechanic	8/21/2023	5/16/2023	153,583	-	-	153,583
640 NDSU Main Research Center Total	14.00				2,265,443	76,002	-	2,341,445
641 Dickinson Research Center	New	Research Agronomist	2/1/2024		155,135	-	-	155,135
641 Dickinson Research Center Total	1.00				155,135	-	-	155,135
642 Central Grasslands Research Center	Vacant	Farm Technician	4/15/2024	12/5/2022	55,672	-	-	55,672
642 Central Grasslands Research Center Total	1.00				55,672	-	-	55,672
643 Hettinger Research Center	Vacant	Wildlife & Range Research Tech	5/13/2024	10/8/2022	81,612	-	-	81,612
643 Hettinger Research Center Total	1.00				81,612	-	-	81,612
644 Langdon Research Center	New	Research Specialist - Clubroot Fung	8/21/2023		157,183	-	-	157,183
644 Langdon Research Center Total	1.00				157,183	-	-	157,183
645 North Central Research Center	Vacant	Research Agronomist	9/1/2023	4/2/2023	60,455	-	-	60,455
645 North Central Research Center Total	1.00				60,455	-	-	60,455
646 Williston Research Center	Vacant	Center Director	12/18/2023	11/1/2022	110,850	-	-	110,850
646 Williston Research Center Total	1.00				110,850	-	-	110,850
647 Carrington Research Center	Vacant	Assoc R/E Ctr Specialist	9/1/2023	5/17/2022	112,301	-	-	112,301
647 Carrington Research Center Total	1.00				112,301	-	-	112,301
701 State Historical Society	New	New Media Specialist	8/14/2023		172,420	-	-	172,420
701 State Historical Society	New	Public Info Spec II	9/18/2023		108,574	-	-	108,574
701 State Historical Society	New	Admin Staff Officer I	7/1/2023		44,850	-	-	44,850
701 State Historical Society	New	Storekeeper I	7/1/2023		-	159,470	-	159,470
701 State Historical Society	New	Assistant Store Manager	7/1/2023		-	178,032	-	178,032
701 State Historical Society	New	Admin Staff Officer II	7/1/2023		-	232,375	-	232,375
701 State Historical Society	Vacant	Public Info Spec II	9/18/2023	5/31/2023	87,435	-	-	87,435
701 State Historical Society	Vacant	Custodian	8/29/2023	5/16/2023	114,680	-	-	114,680
701 State Historical Society Total	8.00				527,959	569,877	-	1,097,836
709 Council on the Arts	New	Admin Assistant Grant Programs	9/6/2023		63,470	-	-	63,470
709 Council on the Arts Total	1.00				63,470	-	-	63,470
720 Game and Fish Dept	New	NW SW Fisheries Dist Super	8/14/2023		-	54,033	162,098	216,131
720 Game and Fish Dept	New	Game Warden Investigator	7/1/2023		-	249,821	27,758	277,579
720 Game and Fish Dept	New	PLI Habitat Manager	7/1/2023		-	130,381	130,380	260,761
720 Game and Fish Dept	New	PLI Biologist I	8/1/2023		-	43,647	130,941	174,588
720 Game and Fish Dept	New	ANS Biologist I	10/16/2023		-	78,616	78,616	157,232
720 Game and Fish Dept	New	PLI Biologist I	7/1/2024		-	22,994	68,984	91,978
720 Game and Fish Dept	Vacant	Conservation Biologist II	10/1/2023	6/1/2023	-	57,567	172,700	230,267
720 Game and Fish Dept	Vacant	Wildlife Biological Technician II	9/18/2023	6/30/2023	-	36,163	108,489	144,652
720 Game and Fish Dept	Vacant	PLI Field Supervisor	8/7/2023	6/30/2023	-	49,614	74,422	124,036
720 Game and Fish Dept	Vacant	PLI Field Supervisor	8/7/2023	6/30/2023	-	20,539	61,615	82,154
720 Game and Fish Dept Total	10.00				-	743,375	1,016,003	1,759,378
750 Dept of Parks and Recreation	New	Public Information Specialist	7/3/2023		21,988	-	-	21,988
750 Dept of Parks and Recreation	New	Site Supervisor	7/3/2023		-	21,988	-	21,988
750 Dept of Parks and Recreation	New	Administrative Assistant II	7/3/2023		21,988	-	-	21,988
750 Dept of Parks and Recreation	New	Admin Assistant II	7/3/2023		21,366	-	-	21,366

Agency	Request Type	Title	Hire Date	Vacant Date	General Funds Requested	Special Funds Requested	Federal Funds Requested	Total Funds Requested
750 Dept of Parks and Recreation	New	State Park Interpreter	7/3/2023		23,598	-	-	23,598
750 Dept of Parks and Recreation Total	5.00				88,940	21,988	-	110,928
770 Dept of Water Resources	New	Natural Resources Svcs IV	7/3/2023		-	197,626	-	197,626
770 Dept of Water Resources	New	Hydrologist II	7/1/2023		-	252,886	-	252,886
770 Dept of Water Resources	New	Water Resource Engineer	7/1/2023		-	252,886	-	252,886
770 Dept of Water Resources Total	3.00				-	703,398	-	703,398
801 Dept of Transportation	New	Driver License Examiner I	8/16/2023		-	152,024	-	152,024
801 Dept of Transportation	New	Driver License Examiner I	8/16/2023		-	152,024	-	152,024
801 Dept of Transportation	New	IFTA IRP Auditor	7/1/2023		-	207,498	-	207,498
801 Dept of Transportation	New	IFTA IRP Auditor	7/1/2023		-	207,498	-	207,498
801 Dept of Transportation	New	Transportation Technician II	7/17/2023		-	135,711	-	135,711
801 Dept of Transportation	New	Account Budget Spec II	8/1/2023		-	238,000	-	238,000
801 Dept of Transportation	New	Transportation Technician II	8/1/2023		-	135,711	-	135,711
801 Dept of Transportation	New	Transportation Technician II	8/1/2023		-	135,711	-	135,711
801 Dept of Transportation	New	Transportation Technician I	8/1/2023		-	135,711	-	135,711
801 Dept of Transportation	New	IFTA IRP Auditor	8/16/2023		-	207,498	-	207,498
801 Dept of Transportation	New	Transportation Technician II	8/16/2023		-	135,711	-	135,711
801 Dept of Transportation	New	Purchasing Agent I	9/1/2023		-	209,000	-	209,000
801 Dept of Transportation	New	Transportation Engineer III	9/18/2023		-	207,498	-	207,498
801 Dept of Transportation	New	IFTA IRP Auditor	9/18/2023		-	207,498	-	207,498
801 Dept of Transportation	New	Transportation Engineer II	10/2/2023		-	207,498	-	207,498
801 Dept of Transportation	New	Transportation Technician II	10/16/2023		-	135,714	-	135,714
801 Dept of Transportation	New	Assistant CFO	1/16/2024		-	268,000	-	268,000
801 Dept of Transportation	New	Transportation Technician II	2/16/2024		-	135,711	-	135,711
801 Dept of Transportation	New	Transportation Technician II	3/1/2024		-	135,711	-	135,711
801 Dept of Transportation	Vacant	Transportation Technician II	7/5/2023	3/31/2023	-	7,400,000	-	7,400,000
801 Dept of Transportation Total	20.00				-	10,749,725	-	10,749,725
Grand Total	389.00				33,211,766	30,865,777	4,374,948	68,452,490

Legislative Mandated FTE Funding Pool:	General Fund	Special Funds	Federal Funds	Total Funds
New FTE Funding Pool	16,688,360	19,530,972	2,976,503	39,195,835
Vacant FTE Funding Pool	23,389,135	27,956,392	7,622,380	58,967,907
Total New & Vacant FTE Funding Pool Beginning Balance	40,077,495	47,487,364	10,598,883	98,163,742
 FTE Funding Pool Distributed as of 2/28/2025	 33,211,766	 30,865,777	 4,374,948	 68,452,490
 Total FTE Funding Pool Remaining as of 2/28/2025	 6,865,729	 16,621,587	 6,223,935	 29,711,252
 Percent of FTE Funding Pool Remaining as of 2/28/2025	 17%	 35%	 59%	 30%